


鸣谢
Acknowledgements

我们向所有以各种方式支持与协助新加坡华乐团的机构与热心人士致谢。
We wish to thank the media and all who have contributed to the Singapore Chinese Orchestra in one way or another.



特别鸣谢 Special Thanks
发型 Hair Stylist: Hairmony Salon
演出幻灯片绘画 Concert Slides Illustration: 向阳花美术工作室 Sunflower Arts Studio



WORKBOOK
VOLUME 2



The Little Adventurer of SCO: Mathematics Equation in Music!



Date : 27 May 2016 (Fri), 10.30am
28 May 2016 (Sat), 2.30pm & 5pm
Venue: SCO Concert Hall

NAME :


I am the **RESIDENT CONDUCTOR** of SCO.

I love to do **EXPERIMENTS** with instruments.


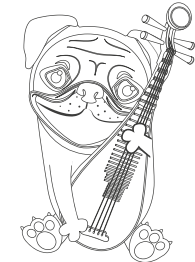
My favourite instrument is the **DRUM!** How about you?

Do you like my Professor coat? The **MERMAID** gave it to me!

In this concert, let me teach you about
TIME SIGNATURE AND RHYTHM.



STAMP ME!



I ♥
MUSIC



儿童音乐会 -
小小华乐探险家 之 音乐数学谜

Young Children's Concert -
The Little Adventurer of SCO: Mathematics Equation in Music!

指挥 Conductor: 郭勇德 Quek Ling Kiong

音乐魔幻之旅II Discover the Magic of Music 2

陈家荣 Tan Kah Yong

节奏变奏曲 The Magic of Rhythmic Variations

潘耀田 Phoon Yew Tien

动物组曲 Animal Suites

刘星 Liu Xing

- | | |
|-----------|------------------------|
| 一: 骄傲的小猴子 | 1. Proud Little Monkey |
| 二: 爱幻想的熊猫 | 2. Daydreaming Panda |
| 三: 歌唱的鹦鹉 | 3. Singing Parrot |
| 四: 舞蹈的哈巴狗 | 4. Dancing Pug |

音乐方程式组曲 Medley of Musical Equations

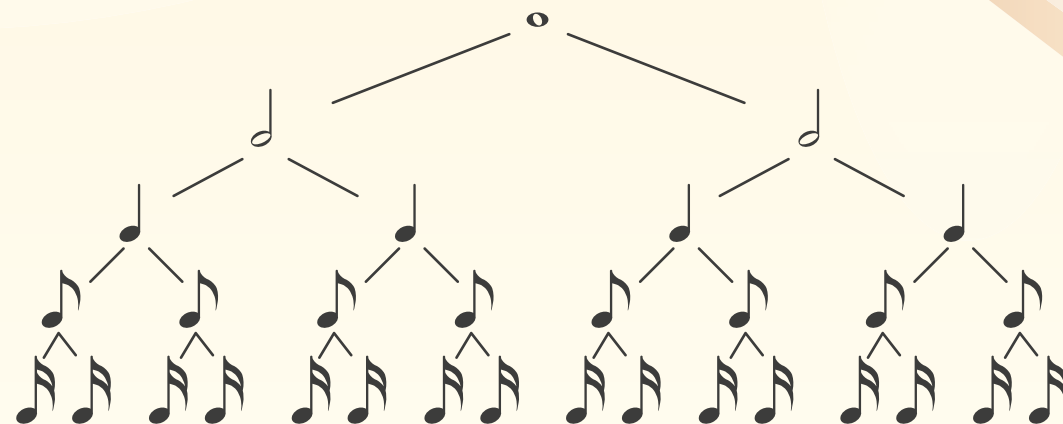
梁洁莹 Liang Kit Yeng

音乐魔幻之旅II Discover The Magic of Music 2

陈家荣 Tan Kah Yong




Note	Name	Value
	Semibreve	4
	Minim	2
	Crochet	1
	Quaver	1/2
	Semiquaver	1/4



Activity 1 : Rhythm Tree!

Hi,
I am a rhythm tree,
please fill me
up with the
correct notes!



Activity 2: Mix and Match - Animals & Musical Notes



FIND

my Rhythm!

Listen to the "Animal Suites" in the concert and connect the animals to the right note.



.

.



.

.



.

.



.

.



Activity 3: Rhythm or Beat?

The beat is the steady pulse that you feel in the tune, like a clock's tick. It's what you would clap along to, or what you feel you want to tap your foot to. The rhythm is the actual sound of the notes, which in a song would be the same as the words.

Try it out!



Rhythm & Beat

WHICH IS WHICH?

TICK TOCK TICK TOCK


HICK-O-RY DICK-O-RY DOCK



TICK TOCK TICK TOCK


THE MOUSE RAN UP THE CLOCK



TICK TOCK


THE CLOCK STRUCK ONE



TICK TOCK


THE MOUSE CAME DOWN



TICK TOCK TICK TOCK


HICK-O-RY DICK-O-RY DOCK



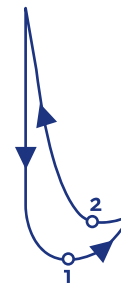
 CLAP WHEN YOU SEE A CLOCK FOR THE BEAT

 CLAP WHEN YOU SEE A STAR FOR THE RHYTHM

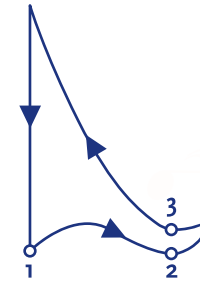


Chapter 4: Conducting Strokes

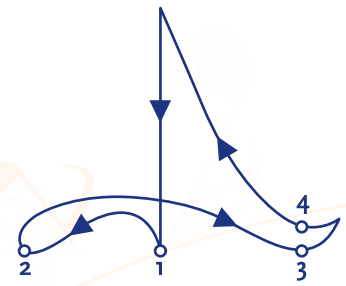
The length and directions of the baton stroke defines the tempo, style, and feel of the music. It's how the conductor conveys to the musicians his/her own unique musical vision.



2
4



3
4

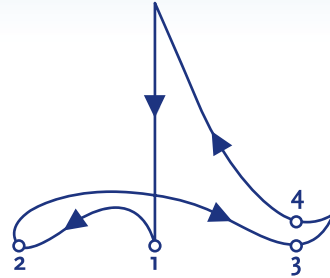


4
4



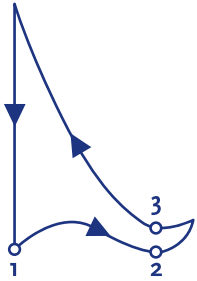
Common time: 4/4 metre

The most common metre in music is 4/4. It's so common that its other name is common time. In 4/4, the stacked numbers tell you that each measure contains four quarter note beats. So, to count 4/4 metre, each time you tap the beat, you're tapping the equivalent of one quarter note.



Waltz time: 3/4 metre

In 3/4 metre, beat 1 of each measure is the downbeat, and beats 2 and 3 are the upbeats. It's quite common, though, to hear accents on the second or third beats, as in many country music songs.



March time: 2/4 metre

You find 2/4 metre in most famous marches. The rhythm is similar to the rhythm of your feet when you march: “left-right, left-right, 1-2, 1-2.” You start and stop marching on the downbeat — beat 1.



Activity 4: Complete the Bar

What is the time signature?



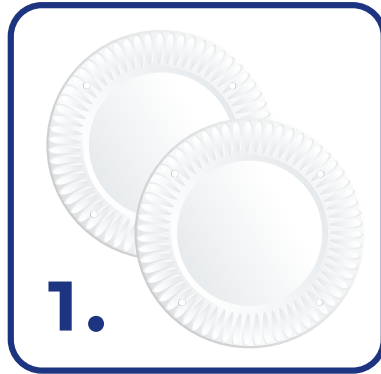
There are 3 different time signatures below. Please draw the bar lines after each correct count.



Answer:

Materials

1. Two Paper Plates
With 4 holes punched at the sides equally spaced
2. Four Twist Ties
3. Four Bells
4. Decorative Markers



Instructions

1. Place the 2 paper plates facing each other, with the holes matched up.
2. Using the twist ties, tie a bell through each punched holes, tying the 2 paper plates together at the same time.
3. Start decorating your tambourine!



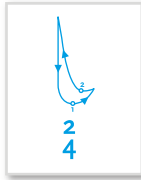
Score 1

Bingo

There was a farmer who had a dog and Bin-go was his name O

B - I - N - G - O B - I - N - G - O

B - I - N - G - O - and bin - go was his name O



Score 2

Head Shoulders Knees and Toes

Head shoul-ders knees and toes knees andtoes head shoul-ders knees and

toes knees and toes - Head and shoul-ders kness and toes

head shoul-ders knees and toes and knees toes



Score 3

The More We Get Together

The more we get to - ge - ther to -

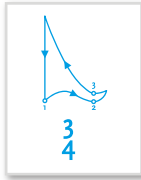
get - ther to ge - ther the more we get to -

ge - ther the hap - pier we'll be 'cause

your friends are my friends and my friends are

your friends the more we get to - ge - ther the

hap - pier we'll be



Score 4

The Wheels on the Bus

The wheels on the bus go round and round

door on the bus goes open and close

round and round round and round the wheels on the bus go

open and close open and close the door on the bus goes

round and round close all through the town

open and close all through the town

